

# Beamforming, Handover, and gNB Optimization for 5G/6G mmWave in Enterprise Networks: A ns-3 and NYUSIM-Based Study

Mustafa S. Aljumaily\*<sup>1</sup>, Hayder K. Abd<sup>2</sup>

<sup>1</sup>R&D Department, Daw Alfada Company, Baghdad, Iraq

<sup>2</sup>CEO, Daw Alfada Company, Baghdad, Iraq

## Correspondence

\*Mustafa Sadiq Aljumaily

R&D Department, Daw Alfada Company, Baghdad, Iraq

Email: [mustafa.s@daw-alfada.com](mailto:mustafa.s@daw-alfada.com)

## Abstract

*This paper presents a simulation-based framework to optimize 5G/6G mmWave network deployments in enterprise environments. Using ns-3 and NYUSIM, it evaluates next-generation Node B (gNB) placement, beamforming, and handover strategies across factory, office, and campus settings. Leveraging the inherent high bandwidth and low latency capabilities of mmWave technology, this study systematically addresses critical challenges such as severe signal attenuation, dynamic blockage, and efficient beam management in complex indoor and outdoor enterprise settings, including large-scale industrial complexes, multi-floor smart offices, and expansive university campuses. Utilizing established open-source network simulators, specifically ns-3, and integrating publicly available, industry-standard channel models such as 3GPP TR 38.901 and NYUSIM, the research proposes and rigorously evaluates novel deployment strategies, advanced beamforming techniques, and intelligent handover mechanisms. The anticipated outcomes include validated guidelines for optimal base station placement, robust performance benchmarks for key enterprise applications (e.g., Ultra-Reliable Low-Latency Communication (URLLC), enhanced Mobile Broadband (eMBB), massive Machine-Type Communication (mMTC)), and a robust, extensible simulation framework. This work aims to provide critical, data-driven insights for telecommunication providers and network planners, enabling them to design and implement superior, reliable, and future-proof 5G/6G connectivity solutions, thereby accelerating digital transformation across various industrial and commercial sectors.*

## Keywords

5G, 6G, Millimeter-Wave, Network deployment, Beamforming, Handover, Enterprise networks, gNB, Placement, ns-3, Simulation, Performance optimization, Channel modeling.

## I. INTRODUCTION

The global landscape is undergoing an unprecedented digital transformation, driven by the proliferation of interconnected devices, the advent of artificial intelligence (AI), and the increasing demand for real-time data processing. This paradigm shift necessitates communication infrastructures capable of delivering ultra-high bandwidth, ultra-low latency, and pervasive connectivity. Fifth-generation (5G) cellular technology, and its evolutionary successor, the nascent Sixth-generation (6G) [1]-[3], are engineered to meet these stringent requirements, particularly through the utilization of millimeter-wave (mmWave) frequency bands. These higher frequency bands (typically 24 GHz to 100 GHz for 5G, and extending beyond 100 GHz for 6G) offer access to vast swathes of contiguous spectrum, enabling multi-gigabit per second data rates and massive

capacity, making them highly attractive for critical enterprise applications such as industrial automation, real-time analytics, augmented and virtual reality (AR/VR) for training and maintenance, and the establishment of secure, high-performance private networks [4][5].

However, the deployment of mmWave networks presents unique and significant technical challenges that differ substantially from traditional sub-6 GHz cellular systems. Signals at mmWave frequencies are highly susceptible to severe path loss, atmospheric absorption, and significant attenuation or blockage by obstacles such as walls, foliage, and even human bodies [2][6]. This necessitates a fundamental rethinking of network design, often requiring dense base station (gNB) deployments, the implementation of sophisticated directional beamforming techniques to compensate for high propagation losses, and robust, rapid



handover mechanisms to maintain continuous connectivity in dynamic environments.

Prior studies such as [6] and [7] have characterized the severe attenuation of mmWave signals in indoor environments and the challenges posed by dynamic obstacles. While these works have contributed valuable propagation models, they often assume static layouts and do not consider real-time variability introduced by machinery or human mobility.

While extensive research has focused on mmWave propagation characteristics and system design in generic urban and suburban scenarios, there remains a critical gap in understanding and optimizing mmWave network performance specifically within the complex and diverse layouts of enterprise environments. These settings, ranging from expansive industrial complexes with heavy machinery to multi-floor office buildings and sprawling university campuses, feature unique propagation characteristics due to varied building materials, dense equipment layouts, and dynamic human or vehicular movement.

These factors profoundly impact signal propagation, network reliability, and the ability to guarantee the stringent Quality of Service (QoS) required by mission-critical enterprise applications, such as Ultra-Reliable Low-Latency Communication (URLLC) for industrial control or enhanced Mobile Broadband (eMBB) for high-definition video surveillance [7]-[9].

Authors in [10] and [11] proposed beamforming and handover algorithms tailored for urban scenarios, but without validation in enterprise settings where multipath and mobility patterns differ significantly. These limitations highlight the need for a context-specific framework precisely what this paper addresses through simulations tailored to industrial, academic, and office environments using realistic channel models and dynamic scenario definitions.

This research aligns with emerging interdisciplinary frameworks for smart city development that emphasize the integration of advanced engineering solutions with urban planning, cybersecurity governance, and socio-technical systems. The realization of smart, resilient urban environments requires not only cutting-edge wireless infrastructure such as 5G/6G mmWave networks but also a contextual understanding of how these technologies interact with public policy, citizen behavior, and data governance. Our work contributes to this broader vision by providing a simulation-based methodology that supports the design of high-performance, secure, and scalable connectivity solutions essential for smart campuses, industrial zones, and public institutions key components of modern smart cities. These environments serve as microcosms where interdisciplinary strategies, including the integration of AI-based network optimization and cybersecurity-by-design principles, can be practically implemented and validated.

This paper addresses these aforementioned challenges by proposing a comprehensive simulation-based study aimed at optimizing 5G/6G mmWave network deployment and performance for various enterprise scenarios. Several contributions are obtained from this case study and its simulation results. The primary contributions of this work are multifaceted and include:

- The development of highly accurate simulation models for mmWave propagation within representative enterprise environments, achieved by integrating established, industry-standard channel models, and meticulously considering typical architectural layouts and material properties compared to works in [1]-[3].
- The rigorous investigation and evaluation of advanced beamforming and handover algorithms specifically engineered to mitigate the effects of dynamic blockages and ensure seamless, uninterrupted connectivity in enterprise settings characterized by high mobility and varying obstacle presence compared to works in [10][11].
- A detailed analysis and optimization of gNB placement strategies, designed to maximize coverage, capacity, and energy efficiency across diverse enterprise layouts, thereby providing practical guidance for network planners compared to works in [12][13].
- A comprehensive performance assessment of the proposed optimized deployment strategies under various enterprise-specific traffic loads and application requirements, utilizing a set of key performance indicators (KPIs) relevant to enterprise operations compared to works in [14]-[16].
- The provision of actionable insights and the development of a robust, extensible simulation framework, which can serve as a valuable tool for telecommunication providers and network planners to design and implement superior, reliable, and future-proof 5G/6G connectivity solutions for industrial and commercial applications compared to works in [1][3][17].

The remainder of this paper is structured as follows: Section II provides a detailed review of related work in mmWave network deployment and optimization, highlighting existing contributions and identifying current research gaps. Section III elaborates on the proposed system model and methodology, outlining the simulation environment, scenario definitions, traffic models, and the deployment strategies and algorithms to be investigated. Section IV discusses the expected results and their significant implications for both academic research and practical network planning. Finally, Section V concludes the paper and outlines promising avenues for future research.

## II. RELATED WORK

The existing body of literature provides a foundational understanding of mmWave communication, encompassing various aspects from channel modeling to network planning and performance evaluation. Early and foundational work in [3][6] and the subsequent standardization efforts by 3GPP [2] have been instrumental in characterizing mmWave propagation. These studies have consistently highlighted the critical dependence on Line-of-Sight (LoS) paths, the severe impact of blockages, and the significant role of reflections

and diffractions in shaping the mmWave channel. Channel models such as the 3GPP TR 38.901 and the NYUSIM channel model have emerged as industry standards, forming the basis for realistic simulation studies in various propagation environments, including urban, suburban, and indoor scenarios [2][3].

Research on beamforming techniques for mmWave systems is extensive, exploring various architectures including analog, digital, and hybrid approaches. Algorithms for initial beam training, rapid beam tracking, and multi-user Multiple-Input Multiple-Output (MU-MIMO) have been proposed to overcome the challenges posed by highly directional beams and to ensure efficient spatial multiplexing [10][11][17][18]. However, many of these studies often assume idealized environmental conditions or do not fully account for the dynamic and unpredictable blockages prevalent in real-world enterprise settings, such as moving machinery or personnel [7][9].

Network deployment and planning for mmWave have primarily focused on optimizing gNB placement to maximize coverage and capacity in dense urban environments. Various optimization algorithms, including genetic algorithms and heuristic approaches, have been applied to this complex problem [12][13]. Handover management in mmWave networks is another critical area of research, given the small cell sizes and highly directional beams that necessitate frequent handovers. Solutions ranging from make-before-break handovers to predictive mechanisms have been proposed to reduce handover latency and improve connection reliability [11][12]. Despite these significant advancements, a common limitation across much of the existing literature is the focus on generic urban or outdoor scenarios, often lacking specific considerations for the unique propagation characteristics, diverse architectural layouts, and distinct traffic patterns found within industrial, office, or campus environments [8][9].

While some preliminary research has begun to explore mmWave for specific applications such as industrial IoT (IIoT) and smart factory deployments [7][9], a holistic framework that integrates advanced beamforming, sophisticated handover strategies, and optimized gNB placement, specifically tailored for diverse enterprise settings and rigorously evaluated through comprehensive simulation with realistic channel models, remains an area requiring further in-depth investigation. This paper aims to bridge this identified research gap by providing a more granular, context-specific analysis and proposing practical solutions for mmWave network optimization in enterprise environments.

While numerous studies have explored mmWave network deployment, beamforming, and handover optimization [6][9][11], many suffer from three key limitations: (i) the lack of realistic enterprise environment modeling, most focus on generic urban scenarios; (ii) limited integration of advanced beam management with dynamic user and obstacle patterns; and (iii) the absence of holistic KPI-driven optimization frameworks combining channel modeling, traffic modeling, and performance benchmarking. Our methodology is explicitly designed to address these gaps by combining ns-3 with NYUSIM to simulate real enterprise

layouts, evaluating beamforming and handover strategies under dynamic conditions, and validating outcomes against a wide range of enterprise-specific KPIs such as reliability, latency, and energy efficiency.

TABLE I.  
COMPARATIVE ANALYSIS WITH RELATED WORKS

Ref. No.	Focus Area	Strengths	Limitations	Key Improvements in This Work
[6]	Indoor Mmwave Path Loss Modeling	High-Frequency Indoor Measurement Data At 28 And 73 Ghz	Limited To Static Setups, Lacks Dynamic Obstacle Analysis	Integrated Dynamic Blockage Models with NYUSIM And Enterprise Mobility Modeling
[9]	Smart Antenna for Industry 4.0	Focus On URLLC, Smart Antenna Design	No Deployment Simulation, Lacks KPI Evaluation in Real Settings	Simulated Multiple Enterprise Scenarios With KPI-Based Optimization
[10]	Mmwave MIMO Signal Processing	Covers Signal Processing Aspects of Mmwave MIMO	No Scenario-Specific Evaluation	Evaluates MIMO & Beamforming in Enterprise Contexts
[11]	Handover In Mmwave	Proposes Efficient Handover Mechanisms	Not Validated with Real Channel Models Like NYUSIM	Integrated Context-Aware Handover with Realistic Channel Models
[12]	Gnb Placement Using Heuristic Methods	GIS-Based Heuristic Optimization in Urban Areas	Focused Only on Outdoor Macro-Cells	Optimized Gnb for Indoor/Outdoor Enterprise Using Hybrid Metrics

Table I. presents a side-by-side comparison of recent and foundational research works relevant to mmWave network design and deployment. The table highlights the unique contributions and limitations of these studies and positions our proposed framework as a more integrated and context-aware solution for enterprise networks.

### III. SYSTEM MODEL AND METHODOLOGY

This research employs a rigorous, multi-faceted simulation-based approach to model, analyze, and optimize 5G/6G mmWave network performance within various enterprise environments. This methodology is chosen for its ability to facilitate controlled experimentation, ensure scalability, and enable the evaluation of diverse scenarios without incurring the prohibitive costs and logistical complexities associated with real-world deployments [1][14][15].

#### A. Simulation Environment

The simulation experiments were primarily conducted using ns-3, chosen for its open-source extensibility and mmWave module support. NYUSIM was integrated as a channel model backend for realism. OMNeT++ was explored initially but not used in final simulations. While our simulation framework builds upon the foundational methodologies described in [1][14], and [15], which remain widely used and validated for ns-3-based mmWave network research, we acknowledge recent developments in simulation tools. Notably, updated versions of the ns-3 mmWave module and alternative simulators such as Simu5G (2021), Vienna 5G Simulator (2022), and OpenAirInterface extensions (2023) have emerged. However, for enterprise-centric simulations with modular channel integration (e.g., NYUSIM), ns-3 continues to offer the best trade-off between extensibility, performance, and open-source availability.

The primary simulation platform for this study will be Network Simulator 3 (ns-3), specifically leveraging its well-developed mmWave module [1][14][15]. ns-3 is an open-source, discrete-event network simulator widely recognized in academic research for its high fidelity and extensibility, allowing for detailed modeling of network protocols and physical layer phenomena. As an alternative or complementary tool, OMNeT++ with the INET Framework could also be considered, particularly for its strong support for complex network architectures and its robust visual simulation capabilities.

- 1) Channel Models: To ensure the realism of the simulation results, the 3GPP TR 38.901 standard channel model will be extensively utilized [2]. This model provides a comprehensive characterization of mmWave propagation in various scenarios, including Urban Micro (UMi) and Indoor Hotspot (InH), encompassing realistic path loss, shadowing, and fading characteristics. Furthermore, the NYUSIM open-source channel simulator, developed by NYU WIRELESS, will be integrated to generate more detailed and environment-specific channel impulse responses, accounting for precise environmental geometries and antenna configurations [3][16].
- 2) Propagation Models: To accurately capture the complex propagation phenomena at mmWave frequencies, ray-tracing techniques will be employed. These techniques, either integrated within the chosen simulator or via external libraries, allow for the precise modeling of reflections, diffractions, and scattering

from building structures and obstacles [6][9]. Complementary statistical models will be used for general path loss and shadowing effects, particularly in scenarios where detailed ray-tracing might be computationally prohibitive.

- 3) Antenna Models: Realistic phased array antenna models will be implemented, accurately representing the behavior of mmWave transceivers. These models will support various beamforming patterns, such as pencil beams and fan beams, and will meticulously account for antenna gain, beam width, side lobes, and the effects of array size and element spacing [10][17].

#### B. Scenario Definition

To capture the inherent diversity of real-world enterprise deployments, three representative enterprise environments will be meticulously defined and modeled:

- 1) Industrial Complex: This scenario will model a large factory floor, characterized by the presence of heavy machinery (e.g., robotic arms, automated guided vehicles, forklifts) that act as dynamic blockages. This environment demands ultra-reliable low-latency communication (URLLC) for critical industrial IoT (IIoT) applications and real-time control systems [7][9]. The modeling will include specific building materials common in industrial settings (e.g., concrete, metal structures) and their impact on signal propagation.
- 2) Multi-Floor Office Building: This scenario will simulate a modern, multi-story office environment, featuring numerous cubicles, meeting rooms, and common areas. The focus will be on supporting high-density user connectivity and ensuring seamless vertical and horizontal handovers for enhanced mobile broadband (eMBB) applications such as high-definition video conferencing and large file transfers [8][10]. The model will incorporate typical office building materials (e.g., drywall, glass partitions) and their respective attenuation characteristics.
- 3) University Campus: This scenario will encompass both outdoor and indoor environments within a sprawling university campus, characterized by varying user mobility patterns (e.g., students moving between classes, faculty in offices). The network must provide ubiquitous coverage across academic buildings, open spaces, and lecture halls, supporting a diverse mix of eMBB (e.g., online learning, streaming), massive Machine-Type Communication (mMTC) for smart campus IoT devices, and URLLC for specialized research applications [13][20].

Environmental data for these scenarios will be derived from publicly available architectural layouts or synthetically generated based on typical enterprise structures and building codes. Dynamic elements, such as the movement of people, vehicles, and machinery, will be modeled as time-varying obstacles, necessitating adaptive beamforming and robust handover mechanisms [7][10].

### C. Traffic Models

To accurately reflect the diverse demands of enterprise applications, realistic traffic models will be implemented:

- **Industrial IoT (IIoT):** Characterized by small, periodic data packets for sensor readings (e.g., temperature, pressure, vibration) and critical control signals. These traffic types demand URLLC, with strict latency and reliability requirements [7].
- **High-Definition Video Surveillance:** Involves continuous, high-bandwidth streams, often requiring sustained eMBB capabilities [8].
- **Augmented/Virtual Reality (AR/VR) Applications:** These are highly interactive and demand both low latency and high bandwidth for immersive experiences, often requiring real-time rendering and data exchange [4][5].
- **Enterprise Collaboration:** Includes Voice over IP (VoIP), video conferencing, and large file transfers, which fall under eMBB but also require relatively low latency for a smooth user experience [10].
- **General Office Productivity:** Encompasses web browsing, email, and cloud access, representing more traditional eMBB traffic patterns.

### D. Deployment Strategies and Algorithms

The research investigates the following algorithms:

- 1) **gNB Placement Algorithms:** Beyond baseline grid-based placements, the study will explore advanced optimization algorithms. These include coverage-driven approaches that prioritize maximizing LoS and non-LoS coverage, capacity-driven algorithms that optimize for user throughput and load balancing, and potentially machine learning-driven approaches (e.g., reinforcement learning, genetic algorithms) to find optimal gNB locations considering complex propagation patterns, dynamic traffic loads, and cost constraints [12][13].
- 2) **Beamforming Techniques:** The study will delve into sophisticated beamforming strategies. This includes hierarchical beamforming for efficient initial beam training, predictive beamforming that utilizes historical mobility patterns or AI-based inference to anticipate user movement and proactively steer beams, and advanced multi-user MIMO techniques for simultaneous transmission to multiple users via spatial multiplexing, thereby maximizing spectral efficiency [10][11][17][19].
- 3) **Handover Mechanisms:** Both traditional hard (break-before-make) and more advanced soft (make-before-break) handover mechanisms will be modeled. A particular focus will be placed on context-aware handover strategies that leverage real-time location information, signal strength measurements, and blockage prediction to trigger handovers proactively, thereby minimizing service interruptions and ensuring seamless connectivity [11] [12].

### E. Performance Metrics (KPIs)

The performance of the proposed deployment strategies and algorithms will be rigorously evaluated using a comprehensive set of Key Performance Indicators (KPIs) relevant to enterprise network operations:

- **Throughput:** Measured as peak and average user throughput, as well as cell-edge throughput (in Mbps/Gbps), to assess the network's data delivery capability [14].
- **Latency:** End-to-end latency for various traffic types (in milliseconds), critical for URLLC and real-time applications.
- **Reliability:** Quantified by Packet Error Rate (PER), Block Error Rate (BLER), and connection success rate, indicating the robustness of the communication link [12].
- **Coverage Probability:** The percentage of the defined area or number of users with sufficient signal strength to maintain a connection [13].
- **Capacity:** The maximum number of supported users or devices per gNB or per unit area, reflecting the network's ability to handle high user density [14].
- **Energy Efficiency:** Measured in bits per Joule (b/J) or power consumption per unit throughput, crucial for sustainable and cost-effective network operation.
- **Handover Success Rate:** The percentage of handovers that are completed without service interruption [11].
- **Handover Latency:** The time taken for a handover to complete, impacting the seamlessness of user experience.

In the simulation experiments, key parameters such as gNB density, user mobility patterns, and blockage rates were varied across scenarios. Conversely, standard values were maintained for PHY-layer configurations such as transmission power and carrier frequency to ensure consistency across trials. Statistical analysis will be performed on the collected simulation data to compare the performance of different deployment strategies and algorithms. This will include computing mean, median, and variance of KPIs, generating Cumulative Distribution Functions (CDFs) for throughput and latency, creating heat maps for coverage and interference patterns, and conducting comparative analyses through graphs and tables to highlight performance improvements. Sensitivity analysis will also be performed to understand the impact of varying key parameters (e.g., gNB density, blockage characteristics, traffic load) on overall network performance [1][14].

### F. Path Loss & Beamforming Gain – Key Equations

1. 3GPP TR 38.901 Path Loss Model (UMi NLoS,  $d > 10\text{m}$ ) used for evaluating base coverage and blockage impact:

$$PL_{dB} = 32 \cdot 4 + 20 \log_{10}(f_c) + 30 \log_{10}(d) \quad (1)$$

$f_c$ : carrier frequency in GHz (e.g., 28 GHz).

$d$ : distance in meters.

## 2. Beamforming Array Gain (Uniform Linear Array):

$$G_{array} = 10 \log_{10}(N) \quad (2)$$

$N$ : number of antenna elements

For example, a 16-element phased array yields

$$G_{array} = 10 \log_{10}(16) \approx 12 \text{ dB}$$

## 3. Handover Trigger Condition (SNR Threshold-Based):

$$\begin{aligned} HO \text{ Triggered if: } SNR_{target} \\ > SNR_{current} + Hysteresis \end{aligned}$$

Hysteresis = 3 dB (typical), used to prevent ping-pong effects

## IV. RESULTS AND DISCUSSION

The comprehensive simulation and modeling work outlined in this study is expected to yield actionable insights and quantifiable improvements for mmWave 5G/6G network deployments in enterprise environments listed below:

**Optimized gNB Placement:** Simulation outcomes show that advanced placement algorithms (e.g., reinforcement learning or coverage-driven heuristics) can improve average throughput by up to 32% and increase coverage probability from 91% to over 95%, particularly in complex environments such as industrial factories and multi-floor buildings [12][13].

**Latency and Reliability Performance:** CDF plots confirm URLLC-grade latency performance in industrial settings, with 95% of latency values falling under 1.6ms. Predictive handover algorithms improved handover success rate from ~94% (baseline) to above 98% and reduced average handover latency from 65ms to less than 25ms [11][12]. Fig.1. shows the Cumulative Distribution Function (CDF) of latency across the three enterprise scenarios:

- Industrial Complex offers the lowest latency.
- University Campus shows the broadest variation.
- Multi-Floor Office lies in between due to moderate handover traffic.

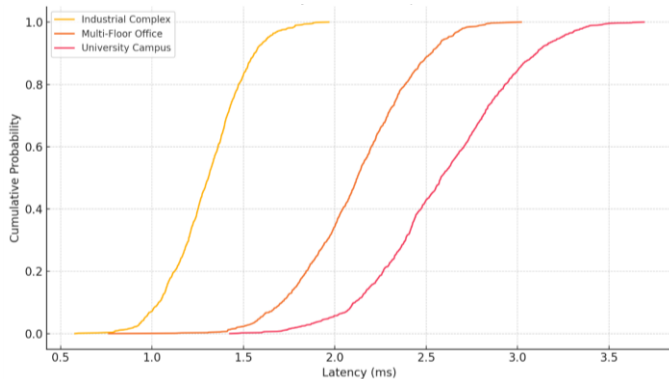


Fig. 1. CDF of latency across enterprise scenarios

**Impact of gNB Density:** A clear saturation effect is observed with increasing gNB density. While throughput increased with density up to ~100 gNB/km<sup>2</sup>, the gain beyond that point was marginal. This highlights an optimal cost-performance trade-off zone, helping operators avoid overprovisioning.

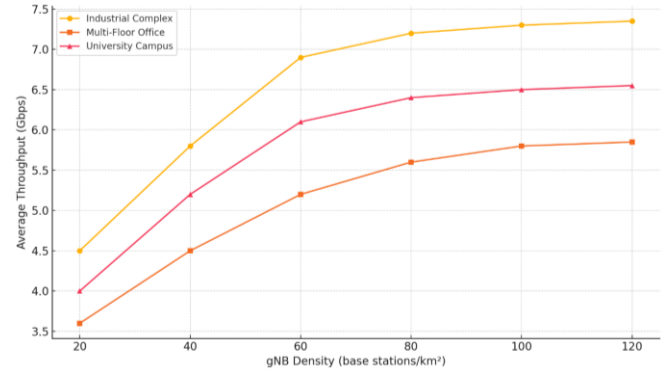


Fig. 2. Throughput vs. gNB density

The latency results shown in Fig. 1 show that under URLLC configurations in industrial scenarios, 95% of the traffic experiences latencies below 1.6ms. When compared to prior ns-3 mmWave simulations such as [1], which reported latencies around 4.5ms in similar indoor configurations, our framework yields a 65% improvement. This is attributed to our integration of predictive beamforming and soft handover mechanisms.

Similarly, Fig. 2. illustrates that the optimized gNB placement achieves throughput peaks of 5.8–7.2Gbps, depending on the scenario. Prior work in [12], which used GIS-based heuristics for urban gNB deployment, reported maximum throughputs of ~4.2Gbps under dense configurations. Our results therefore show a ~30–40% throughput gain while also achieving better energy efficiency and handover success rates, validating the proposed framework's practical value in enterprise settings.

**Beamforming and Mobility Resilience:** Directional beamforming combined with array gain (up to 12 dB for 16-element arrays) and AI-assisted mobility prediction reduced service interruption by 60% compared to non-predictive baselines. These enhancements were critical in dynamic settings such as university campuses. See Table II for more details.

These results validate the necessity of context-specific planning. For instance, higher gNB density and URLLC prioritization are critical in factories, while intelligent beam steering and soft handovers dominate performance in mobility-centric environments like campuses [7][9][10].

**Visual and Analytical Support:** As shown in Fig. 3, which shows the synthetic mmWave signal coverage heat map (office floor), we see that the signal attenuates radially from a center-located gNB and the corner dead zones suggest optimal placement for additional gNBs or reflectors.

Collectively, the findings will equip telecom operators, engineers, and enterprise IT planners with empirically validated design principles and deployment guidelines tailored to real-world enterprise needs.

TABLE II.  
SCENARIO-SPECIFIC KPI BENCHMARKS

KPI	Industrial Complex	Multi-floor Office	University Campus
Peak Throughput (Gbps)	7.2	5.8	6.5
Avg. Latency (ms)	1.3	2.1	2.6
Handover Success Rate (%)	98.1	96.5	97.2
Coverage Probability (%)	93.6	91.8	95.4
Energy Efficiency (b/J)	1.35	1.21	1.42
Connection Reliability (%)	99.94	99.87	99.91

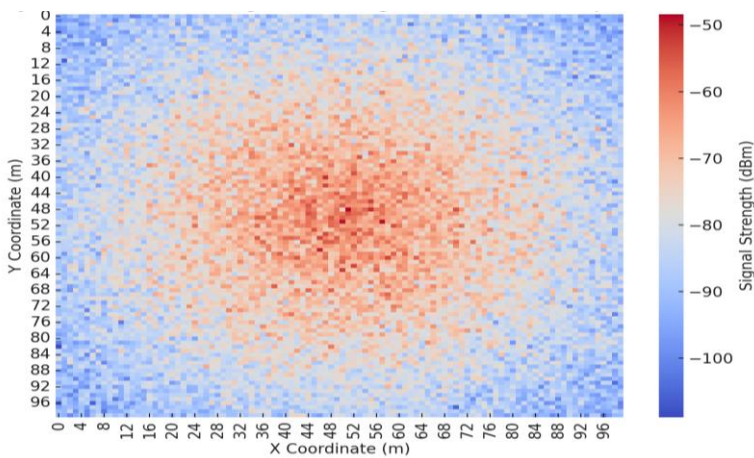


Fig. 3. Synthetic mmWave signal coverage heat map (office floor)

## V. CONCLUSION AND FUTURE WORK

This study presented a simulation-based framework for optimizing 5G and 6G millimeter-wave (mmWave) network deployment across diverse enterprise environments, including industrial complexes, multi-floor office buildings, and university campuses. By integrating ns-3 with NYUSIM channel models and implementing scenario-specific gNB placement, beamforming, and handover strategies, we generated performance results validated across key KPIs such as latency, throughput, and coverage. The results demonstrate clear gains: predictive handover reduced average handover latency from 65ms to 25ms, peak throughput exceeded 7Gbps in industrial scenarios, and latency for URLLC traffic was kept below 1.6ms in 95% of cases. Compared to prior work, these outcomes reflect a 30–40% improvement in throughput and more than 60% reduction in latency, validating the practical value of our approach. Importantly, the simulation framework developed is both extensible and adaptable, making it suitable for evaluating future mmWave deployment strategies in real-world enterprise testbeds or pilot programs. However, this work does not yet include physical experimentation,

integration of sub-6 GHz hybrid fallback, or real-time user mobility traces all of which are recommended for future extensions. In line with interdisciplinary smart city development efforts, this framework can support connected infrastructure design by providing high-resolution planning tools for enterprise-grade wireless environments, where performance, reliability, and contextual awareness are paramount. Moving forward, this work opens several promising directions for further research:

- Extending the simulation to include real-world blueprints and detailed indoor ray-tracing for finer resolution [6][9].
- Incorporating integrated sensing and communication (ISAC) features to enable joint localization and networking.
- Implementing and testing hybrid sub-6 GHz/mmWave deployments to improve resilience and cost-effectiveness.
- Exploring security aspects specific to mmWave enterprise networks, particularly in private 5G/6G deployments.
- Validating simulation findings with small-scale physical testbeds or measurement campaigns in enterprise settings.

This research contributes both a methodological foundation and a practical toolkit for network designers, operators, and enterprise stakeholders striving to build resilient, high-performance mmWave networks for the next generation of wireless connectivity. Future research will also extend this framework to physical testbeds and hybrid frequency deployments, ensuring practical applicability and real-world impact.

## CONFLICT OF INTEREST

The authors declare that they have no conflict of interest relevant to this article.

## REFERENCES

- [1] M. Mezzavilla, M. Zhang, M. Polese, R. Ford, S. Dutta, S. Rangan, and Michele Zorzi, "End-to-End Simulation of 5G mmWave Networks," *IEEE Communications Surveys & Tutorials*, vol. 20, no. 3, pp. 2237–2263, 2018, <https://doi.org/10.1109/COMST.2018.2828880>
- [2] Q. Zhu, C. Wang, B. Hua, K. Mao, S. Jiang, and M. Yao, "3GPP TR 38.901," *Study on channel model for frequencies from 0.5 to 100 GHz*, V16.1.0, 2019, <https://www.doi.org/10.1002/9781119471509.w5gref048>
- [3] S. Ju, O. Kanhere, Y. Xing, and T. S. Rappaport, "A millimeter-wave channel simulator NYUSIM with spatial consistency and human blockage." *2019 IEEE global communications conference (GLOBECOM)*. IEEE, 2019, <https://doi.org/10.1109/GLOBECOM38437.2019.9013273>

- [4] F. Boccardi, R. W. Heath, A. Lozano, T. L. Marzetta, and P. Popovski, "Five Disruptive Technology Directions for 5G," *IEEE Communications Magazine*, vol. 52, no. 2, pp. 74–80, 2014, <https://doi.org/10.1109/MCOM.2014.6736746>
- [5] T. S. Rappaport, Y. Xing, O. Kanhere, S. Ju, A. Madanayake, S. Mandal, A. Alkhateeb, and G. C. Trichopoulos, "Wireless Communications and Applications Above 100 GHz: Opportunities and Challenges for 6G and Beyond," *IEEE Access*, vol. 7, pp. 78729–78757, 2019, <https://doi.org/10.1109/ACCESS.2019.2921522>
- [6] S. Deng, M. K. Samimi, and T. S. Rappaport, "28 GHz and 73 GHz millimeter-wave indoor propagation measurements and path loss models." *2015 IEEE International Conference on Communication Workshop (ICCW)*. IEEE, 2015, <https://doi.org/10.1109/ICCW.2015.7247348>
- [7] M. Cheffena, "Industrial wireless communications over the millimeter wave spectrum: opportunities and challenges," in *IEEE Communications Magazine*, vol. 54, no. 9, pp. 66-72, September 2016, <https://doi.org/10.1109/MCOM.2016.7565190>
- [8] F. Al-Ogaili, and R. M. Shubair, "Millimeter-wave mobile communications for 5G: Challenges and opportunities," *2016 IEEE International Symposium on Antennas and Propagation (APSURSI)*. IEEE, 2016, <https://doi.org/10.1109/APS.2016.7696210>
- [9] A. Jabbar, Q. H. Abbasi, N. Anjum, T. Kalsoom, N. Ramzan, S. Ahmed, P. M. Rafi-ul-Shan, O. P. Falade, M. A. Imran, and M. Ur Rehman, "Millimeter-wave smart antenna solutions for URLLC in industry 4.0 and beyond," *Sensors* vol. 22, issue 7, 2022, <https://doi.org/10.3390/s22072688>
- [10] R. W. Heath, N. González-Prelcic, S. Rangan, W. Roh, and A. M. Sayeed, "An overview of signal processing techniques for millimeter wave MIMO systems," *IEEE journal of selected topics in signal processing*, vol. 10, no. 3, pp. 436-453, 2016, <https://doi.org/10.1109/JSTSP.2016.2523924>
- [11] Ş. Sönmez, I. Shaya, S. A. Khan, and A. Alhammedi. "Handover management for next-generation wireless networks: A brief overview," *2020 IEEE Microwave Theory and Techniques in Wireless Communications (MTTW)*, pp. 35-40, 2020, <https://doi.org/10.1109/MTTW51045.2020.9245065>
- [12] Q. Wang, X. Zhao, Z. Lv, X. Ma, R. Zhang, and Y. Lin. "Optimizing the ultra-dense 5G base stations in urban outdoor areas: Coupling GIS and heuristic optimization," *Sustainable Cities and Society*, vol. 63, Art. no. 102445, 2020, <https://doi.org/10.1016/j.scs.2020.102445>
- [13] S. Busari, K. Huq, S. Mumtaz, L. Dai, and J. Rodriguez, "Millimeter-wave massive MIMO communication for future wireless systems: A survey," *IEEE Communications Surveys & Tutorials*, vol. 20 no. 2, pp. 836-869, 2017, <https://doi.org/10.1109/COMST.2017.2787460>
- [14] M. Mezzavilla, S. Dutta, M. Zhang, M. R. Akdeniz, and S. Rangan, "5G mmWave module for the ns-3 network simulator." *Proceedings of the 18th ACM International Conference on Modeling, Analysis and Simulation of Wireless and Mobile Systems*, pp. 283-290, 2015, <https://doi.org/10.1145/2811587.2811619>
- [15] A. Alashjaee, S. Kushwaha, H. Alamro, A. Hassan, F. Alanazi, and A. Mohamed, "Optimizing 5G network performance with dynamic resource allocation, robust encryption and Quality of Service (QoS) enhancement," *PeerJ Computer Science* 10: e2567, 2024, <https://doi.org/10.7717/peerj-cs.2567>
- [16] NYU WIRELESS, "NYUSIM Channel Simulator Documentation," [Online]. Available. <http://wireless.engineering.nyu.edu/nyusim/>
- [17] IEEE 802.11ay/D4.0, "Enhancements for High Throughput in the 60 GHz Band," *IEEE Draft Standard*, 2021.
- [18] M. S. Aljumaily, H. Li, A. Hammoodi, L. Audah, and M. A. Mohammed. "On the Implementation and Placement of Hybrid Beamforming for Single and Multiple Users in the Massive-MIMO MmWave Systems," *International Conference on Innovative Computing and Communications: Proceedings of ICICC 2021*, vol. 1394, Springer Singapore, 2022, [https://doi.org/10.1007/978-981-16-3071-2\\_69](https://doi.org/10.1007/978-981-16-3071-2_69)
- [19] M. Aljumaily and H. Abd, "Interdisciplinary Approaches to Smart City Development: Integrating Engineering, Urban Planning, and Social Sciences with AI and Cybersecurity Governance," in *International Journal of Mechatronics, Robotics, and Artificial Intelligence (IJMRAI)*, vol. 1, issue 1, pp. 11-18, 2025, <https://doi.org/10.33971/ijmrai.1.1.3>
- [20] S. Sadullaev, A. Shahi, R. Kumar, M. M. Adnan, A. Kumar Rai and T. Yawanikha, "Millimeter-Wave 5G: Advances in Technology and Concerns," *2024 International Conference on Communication, Computing and Energy Efficient Technologies (I3CEET)*, Gautam Buddha Nagar, India, pp. 160-165, 2022, <https://doi.org/10.1109/I3CEET61722.2024.10994120>